



# Integral Wireless

Access Control

**ASSA ABLOY**  
Opening Solutions

Experience a safer  
and more open world

# Integral Wireless Access Control



ASSA ABLOY's Integral Wireless Access Control locking solution provides you with all the features you will need to manage your security requirements and provide peace of mind to all users. Our locking solutions offer total flexibility, adapting our solutions to your specific needs.



Escutcheon



Energy Saver Device



Wall Reader



RFID Card



Encoder

# Integral Wireless Access Control

## Integral RFID Proximity Identification Technology

### Product Features

- Stand-alone Electronic Wireless Access Control lockset with RFID Proximity reader
- Powered by 4xAA batteries that provide up to 12 months normal usage
- 1000 event audit trail
- Stainless Steel Escutcheon
- High security European mortise lockcase
- Panic release function – the deadbolt and latch are automatically retracted by inside handle for easy exit in emergency situations
- 3 point steel latch construction with anti-friction technology
- High quality card reader that reads with optimal accuracy
- Internal Thumb Turn Knob to ensure privacy and increased security

### Door Opening Time

Open the door after pressing the handle, automatically locks within 5 seconds.

### Under Voltage Indication

Early warning given for low batteries - units will continue to operate for approximately 50 times until the batteries are changed.

### Working Conditions

- Anti-Static Interference : >15000V
- Working Humidity : 20%-98%
- Working Temperature : -20°C - +70°

### RFID Card

- RFID Card Type : Mifare S70
- Frequency : 13.56MHz
- Induction Distance : Approx. 30mm

### Energy Saving Device

- The intelligent energy saver controls and manages the electrical installation of the room. It allows the electricity in the room to be switched on after inserting a valid card and during the time that the card is in the energy saver.
- It only works with hotel cards and it incorporates RFID proximity ISO 14443A MIFARE® technology.





# Integral Wireless Access Control

## Integral Access Management Components

### Access Cards

#### User Cards:

Open Locks (with applicable access permissions assigned). Access rights assigned through the Integral software for individual doors during specific time periods. User Cards will not unlock doors where the internal thumb turn has been physically enabled.

### Access Management Setting Cards

**Setting Card** : Set the Address ID of door lock

**Time Card** : Set the door lock “real time”

**Recorder Card** : Reads the Audit Trail Information from the locking devices

### Software Management Cards

**Special IC Card**: Activates the card issuing system.  
(Management Software)

**Reset Card** : Set the door lock to factory setting

### Encoder

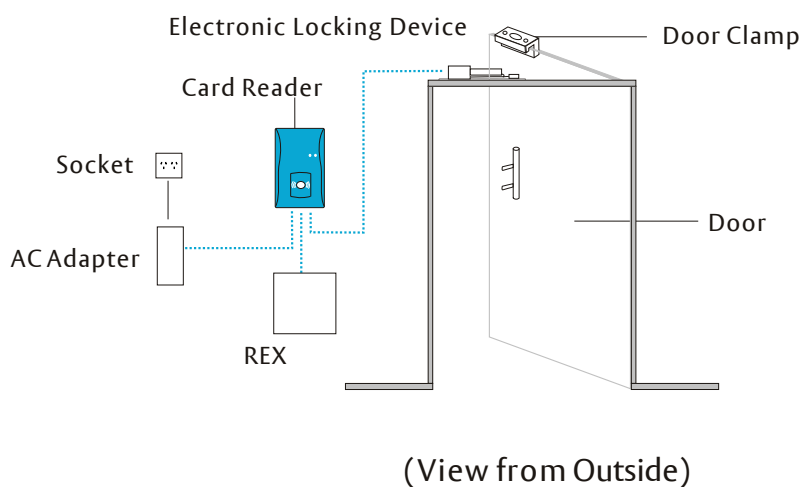
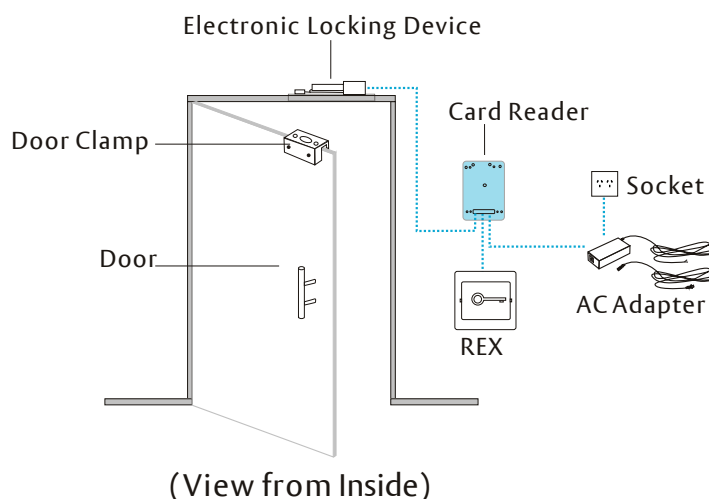
- Plug-in-and-Play USB Card Encoder
- Easy to learn and use: it easily assigns new users and cards, it modifies them or invalidates lost or stolen cards
- Programs all Cards Types except for the Special IC card, which is used to activate the software management system
- Reads the audit trail of locks and cards
- Windows® based



# Integral Wireless Access Control

## Door Access Controller Wall Reader

- RFID Door Access Controller Wall Reader can be used on an entry door as part of the complete wireless access control system. It can also be used on any other common area doors in the building
- The RFID Door Access Controller Wall Reader can be used with a number of different electronic lock types. Compatible with electronic magnets, drop bolts, motorised locks and electric strikes
- Includes the correct power supply and request to exit button (REX) on the inside of the door to allow convenient free egress for all users



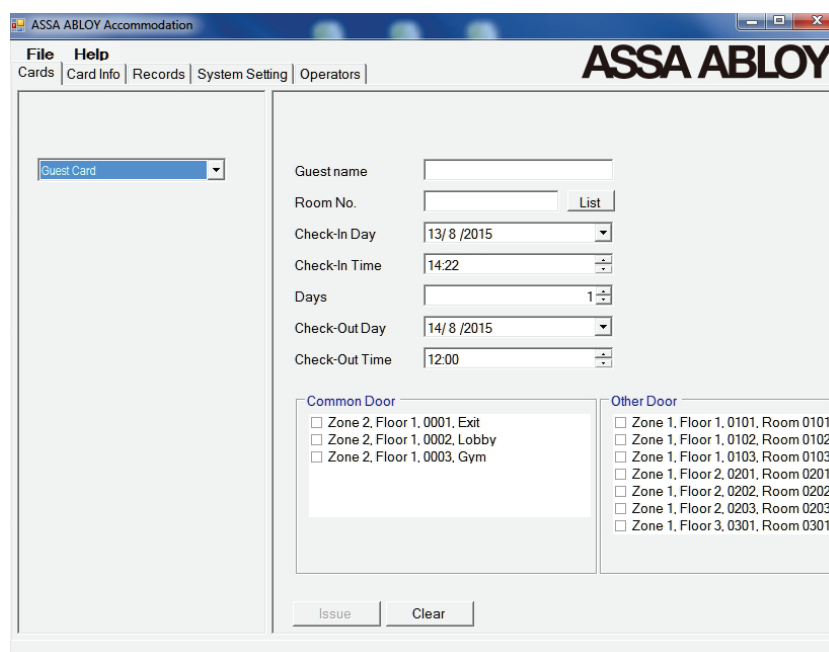
# Integral Wireless Access Control

## Integral Access Control Management System

### Software

A simple to use software system that makes it easy to manage and maintain your access control

- Software available in commercial or accommodation versions
- Basic door management software system that is simple to add and delete doors/users as necessary
- Flexible user access rights
- Software Management Cards for activating card issuing system and initializing the door locks
- Access Management Setting Cards for setting the Wireless Access Control Lock ID and “real time” clock.
- Audits: Show and report on;
  - Lists of individual doors
  - Identification of users
  - Doors by floor, building, block, zone etc.
  - A report of every opening/closing registered by all locks/readers
  - All events relating to the operation of the software (Logins etc.)
- Different levels for operators (Administrators)
- Intuitive Windows® based software connected to a USB card encoder to program/issue cards



### Computer Requirements

	ASSA ABLOY Desktop Client	ASSA ABLOY Server / Client
Supported Operating Systems	Windows 7, Windows Server 2003, Windows Server 2008, Windows Server 2008 R2, Windows Vista, Windows XP	Windows 7, Windows Server 2003, Windows Server 2008, Windows Server 2008 R2
System Memory	Minimum 2 GB	Minimum 4 GB
Hard Disk	1 GB of Disk Space	4 GB of Disk Space

### Processors:

#### ASSA ABLOY Desktop Client & ASSA ABLOY Server / Client:

X86 : Pentium III-compatible processor or faster (Processor Speed - 1.0 GHz or faster)

X64 : Minimum: AMD Opteron, AMD Athlon 64, Intel Xeon with Intel EM64T support, Intel Pentium IV with EM64T support (Processor Speed - 1.0 GHz or faster)

# Integral Wireless Access Control

## Integral Product Reference Codes Functions

ASSA ABLOY's Integral Wireless Access Control Solution Product		
Encoder	ITGL910-ENCODER	Card encoder
Locksets/Escutcheon	ITGL900-EUT111SS	ASSA ABLOY Integral Escutcheon - EU Version (35mm - 55mm Door)
	ITGL-EUT111KOSS	ASSA ABLOY Integral Escutcheon with Key Override (35mm - 55mm Door)
Cards	ITGL920-ICCard	Special IC card: Activates the card issuing system
	ITGL920-RECORD	Record card: Reads the audit trail information from the locking devices
	ITGL920-USERCARD	User Cards: Writable cards
		All writable cards can program the following cards - Setting card      - GM card      -Limit card - Guard card      - Limit all card      - User card - Single card      - Time card      - Floor card - Reset card      - Zone card      -Stop card
Product Accessories	ITGL930-ENERGY	Intelligent energy saving device
	ITGL930-WALL	Wall mounted RFID door access controller (Includes) - Reader & Power supply & REX (Request to exit button)
	ITGL930-LIFT	Lift controller 2 - 27 floors (Includes) - Power supply & lift card reader
	ITGL930-UPD	Wall RFID Door Access Updater
	ITGL900-HHD	Hand Held NFC Programming Device

The ASSA ABLOY Group is the global leader in access solutions. Every day, we help billions of people experience a more open world.

ASSA ABLOY Opening Solutions leads the development within door openings and products for access solutions in homes, businesses and institutions. Our offering includes doors, door and window hardware, mechanical and smart locks, access control and service.

**ASSA ABLOY**  
Opening Solutions

**ASSA ABLOY Opening Solutions  
Malaysia Sdn Bhd**

Level 1, East Wing, Wisma Consplant 1  
No 2, Jalan SS16/4  
47500 Subang Jaya  
Selangor, Malaysia  
**Tel:** +60 3 5651 7800  
**Fax:** +60 3 5613 3889  
assaabloy.com/my  
info@assaabloy.com.my

**PT ASSA ABLOY Indonesia**

Unit 316, 3rd Floor,  
Marga Guna Grand  
Jl Marga Guna Raya  
No 9, Pondok Indah  
Jakarta, 12420 Indonesia  
**Tel:** +62 21 720 6884  
**Fax:** +62 21 720 6874  
assaabloy.com/id  
info.id@assaabloy.com

**ASSA ABLOY Philippines**

Unit A Ground Floor, Suntree Tower  
#13 Meralco Ave. Ortigas Center  
Brgy. San Antonio  
Pasig City, 1605 Manila  
Philippines  
**Tel:** +63 2 656 4376  
assaabloy.com/ph  
info.ph@assaabloy.com

**ASSA ABLOY Singapore Pte Ltd**

#08-08 Siemens Center Blk 1  
60 MacPherson Road  
348615 Singapore  
**Tel:** +65 6880 0000  
**Fax:** +65 6880 0500  
assaabloy.com/sg  
sales.aasg@assaabloy.com

**ASSA ABLOY Vietnam**

20th floor, 2 Bis - 4 - 6,  
Le Thanh Ton St  
Ben Nghe Ward, Dist 1,  
Ho Chi Minh City  
**Tel:** +84 28 2249 8833  
assaabloy.com/vn  
info.vn@assaabloy.com

**ASSA ABLOY (Thailand) Ltd**

1919, 5th Floor  
Preecha Group Building  
Pattanakarn Road, Suanluang  
Bangkok, 10250 Thailand  
**Tel:** +66 2 722 7371  
**Fax:** +66 2 722 7375  
assaabloy.co.th  
info.th.opening@assaabloy.com

**ASSA ABLOY Hong Kong Ltd**

16th Floor, Excel Centre,  
483A Castel Peak Road,  
Cheung Sha Wan, Kowloon,  
Hong Kong  
**Tel:** +852 2260 0888  
**Fax:** +852 2686 8682  
assaabloy.com/hk  
sales.hk@assaabloy.com

**ASSA ABLOY Taiwan**

2F, No 217 Section 3,  
Chengde Road  
Datong District,  
Taipei City 103  
Taiwan (R.O.C)  
**Tel:** +886 2 2586 0161  
**Fax:** +886 2 2586 0171  
sales.tw@assaabloy.com

While every effort has been made to ensure that the information contained in this brochure is accurate at the time of its publication, yet ASSA ABLOY reserves its right to make changes in its products without prior notice. ASSA ABLOY will not be liable for any loss, injury or damage arising out of use of its products. The brochure does not constitute offer for sale of its products. ASSA ABLOY advises the use of its products for installation only by trained technicians.

Legal Disclaimer:

2022 - Version 1



SCAN & EMAIL ME



www.worldhomedepot.com WorldHomeDepotCorporation

**MAIN OFFICE**

20 Fortune Avenue, corner Santan Street  
Brgy. Fortune, Marikina City, PH 1809  
**Phone:** +63 (2) 8790-1000  
**Fax Sales:** (632) 87901015 to 16  
**Fax Operations:** (632) 87901013 to 14  
**Email:** info@worldhomedepot.com

**DAVAO OFFICE**

Unit 01-02 DEPC Warehouse, Brgy.  
Communal Diversion Rd., Davao City, PH 8000  
**Phone:** +63 (82) 234-0911 to 14  
**Fax:** (082) 2340914  
**Email:** info.davao@worldhomedepot.com